

# VAPOR GARD<sup>®</sup>

**anti-transpirant concentrate  
for fruits and vegetables**

VAPOR GARD is an extremely effective ANTI-TRANSPIRANT designed for application on plants to reduce moisture loss. An emulsifiable, film-forming, beta-pinene polymer, Vapor Gard is designed to be mixed with water and applied to a wide range of fruit and vegetable crops as a full coverage spray.

Vapor Gard will help to relieve drought stress and reduce irrigation, reduce transplant losses from moisture loss, and has a number of beneficial effects when used on fruit and vegetable crops prior to harvest:-

- Increases profits by reducing transplant losses
- Improves yield due to size and weight increase
- Vapor Gard can be applied with most agricultural ground spray equipment
- Reduces fruit cracking and splitting
- Improves fruit storage life
- Intensifies the fruit's ripe colour
- 1 Litre of Vapor Gard treats approximately 5000 transplants
- Vapor Gard is non-corrosive will not freeze, foam, or clog nozzles
- Reduces sunburn and fruit drop
- Hastens fruit ripening
- Increases sugar content
- Sets within one hour



# VAPOR GARD®

is a water emulsifiable organic concentrate for use on plants to reduce water transpiration. The soft, flexible film formed after the spray application dries, will significantly reduce moisture lost by the plant foliage.



All anti-transpirant spray applications must be applied for full coverage. Spray VAPOR GARD for full coverage or use as a dip. No additional spreader is needed with VAPOR GARD.

Apply VAPOR GARD at least one hour, during daylight, before an anticipated rain. Sunlight for this time period, is needed for the protective film to set. VAPOR GARD dries on plants to form a clear, glossy film which retards normal moisture loss without interfering with plant growth or normal respiration. VAPOR GARD beautifies plants by polishing leaf surfaces.



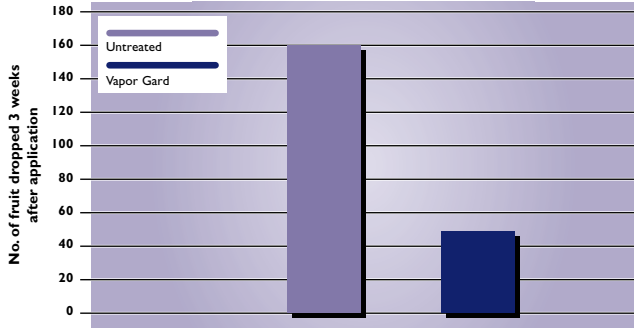
## DIRECTIONS

VAPOR GARD can be used on all growing plants Including: Trees (Deciduous and Conifers), Evergreens, Christmas Trees, Shrubs, Turf, Roses, Flowering Plants, Vegetables, Tobacco and Fruit and Nut Trees. Apply VAPOR GARD alone.

**CAUTION:** Do not apply in spray tank combination with any pesticide, on any crop.



### Avocado Fruit Drop Reduction due to heat and moisture stress



Vapor Gard applied at 1% Golden Mile Farms Mundubbera, QLD  
70% reduction in fruit drop

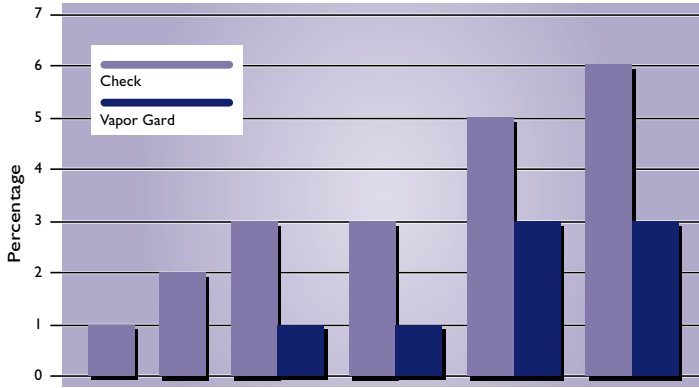


Mangoes sprayed with VAPORGARD 2 weeks prior to harvest  
VAPORGARD      UNTREATED



Stayman Apples - VAPORGARD reduced cracking, improved size & retained more fruit on the tree  
VAPORGARD      UNTREATED

### Stem End Split (Royal Gala)



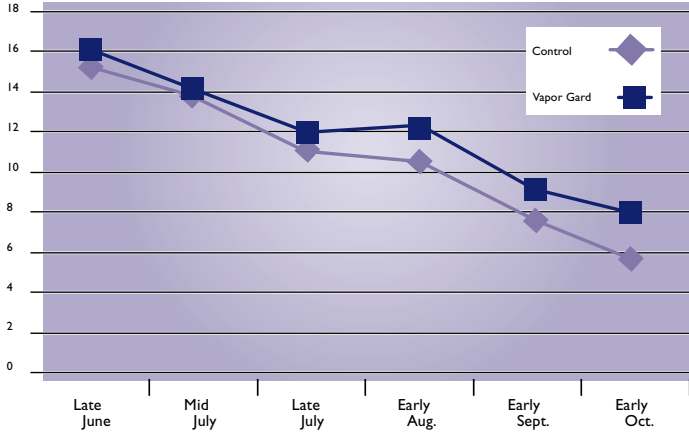
Replications Stem End Split




Peaches sprayed with VAPORGARD 2 weeks prior to harvest  
VAPORGARD      UNTREATED

### Sunblock Study (grapes)

Photosynthetic Rate ( $\mu\text{mol CO}_2 \text{ m}^{-2} \text{ S}^{-1}$ )



Russell Smithyman WSU Prosser WA 1998  
3 applications - same age leaves sampled each time.



Protection from peel desiccation in stored oranges - sprayed before harvest & stored for 90 days  
VAPORGARD      UNTREATED



Celery Seedlings sprayed with VAPORGARD prior to transplanting  
VAPORGARD      UNTREATED



**WINTER PROTECTION** - To reduce winter damage caused by COLD DESICCATION (All Crops): Plant damage frequently occurs during growing seasons when cold weather fronts pass through crop areas. Damage occurs due to cold desiccation and freezing temperatures. VAPOR GARD will reduce the effects of cold desiccation, but will not prevent damage from freezing temperatures. To reduce the effects of cold desiccation, apply VAPOR GARD in a full coverage spray, at least a few hours before a cold front arrives, while there is still adequate sunlight to set the film.

CROP	RATE	CRITICAL COMMENTS
EVERGREENS - Broadleaf & Needled such as: Azalea, American Holly, Pines, Rhododendron & Yews:	50mL/l L water	One autumn application will last through winter. Clear glossy film will not crack or peel off of foliage Vapor Gard will not alter the varietal temperature adaptation of a plant and therefore will not enable a warm season plant to survive the winter in a cold area. DO NOT use where temperatures drop below -30°C. Most winter damage that occurs at temperatures below -30°C is due to internal ice crystal formation which causes cell destruction and not from desiccation. Any good anti-transpirant which holds moisture in the plant will increase the problem because extra moisture held within the plant keeps the cell solution too dilute and subject to ice crystal formation under very cold temperatures. Many plants are affected by this phenomena. Certain plants may demonstrate a high degree of susceptibility at temperatures above those noted. Before using VAPOR GARD on large numbers of plants, test it under your conditions on a limited number of plants. Due to varietal and environmental variation, results may differ from year to year. CAUTION: Do not use this product on any variety of Arborvitae, Cedar, Cypress, Chamaecyparis, Juniper, Sequoia, Dwarf Conifers, or any other similar plantspecies. CAUTION: VAPOR GARD, as well as other film forming compounds, will turn blue evergreen species, such as Blue Spruce, green on application. The blue appearance will return with a new season's growth.
FOLIAGE PLANTS grown in subtropical conditions	10mL/l L water	Make two applications about 2-4 weeks apart. The first application should be made just before the first winter cold front is expected.

**TO REDUCE TRANSPLANTING SHOCK TRANSPLANTING & OTHER USES**

CROP	RATE	CRITICAL COMMENTS
EVERGREENS & OTHER PLANTS Flowers, Turf, Vegetables (such as Tomato, Pepper, Melons, Cucurbits, Celery, Cabbage, Lettuce), Tobacco, Coffee & Fruit Transplants, Flowering Plants, Evergreen & Deciduous Trees & Shrubs:	100mL/4-5 L water	Spray or dip plants before transplanting, to reduce transplanting shock. Use on established plants during growing season to reduce summer scald. Good spray coverage can usually be achieved on low growing plants, such as vegetable transplants, with 1200 L /Ha of spray mix. Be certain the bottoms as well as tops of leaves are covered by spray. VAPOR GARD can be applied to cut Christmas trees to slow the drying process which also reduces the potential fire hazard. VAPOR GARD applications can be used to reduce damage from smog, air pollutants or salt mist from wind blown salt water.

**PRE-HARVEST SPRAY** To improve size, reduce preharvest fruit drop, reduce sunburn incidence, reduce Stayman cracking and splitting & to improve colour in some varieties. Do Not use in spray tank combination with any pesticide.

CROP	RATE	WATER RATE	CRITICAL COMMENTS
ASPARAGUS	1-3%/Ha	950 - 2000 L water/Ha	To reduce midseason fern desiccation. Relieving moisture stress at this time, helps to insure good bud set on the crowns for the next season's crop.
CHERRIES	1-3%/Ha	2000 L water/Ha	To improve colour, size and to reduce splitting, apply 3 to 6 weeks before harvest. In most cases, 2000 L of water/Ha should be adequate, however, on larger trees more water may be necessary. Flavour may be improved on some sweet cherry varieties. Do Not use in spray tank combination with any pesticide.
CITRUS	1-3%/Ha	950 - 5700 L water/Ha	To improve storage life through moisture conservation, reduce peel desiccation, and increase size, approximately 2 to 4 weeks before harvest. Apply in adequate water for complete tree coverage, the rate of water/Ha will vary depending on tree size. To improve size, colour, flavour and storage life.
GRAPES	1-3%/Ha	950 - 2000 L water/Ha	CAUTION: Some adverse colour change has been occasionally noted on girdled Thompson Seedless, which could affect fresh market acceptability. Before using wide scale applications, check the application on a few vines under your conditions. Applications should be applied just before the bunches close.
MANGOES	1-3%/Ha	950 - 5700 L water/Ha	To enhance red fruit colouration and to improve, storage and shipping quality, apply VAPOR GARD approximately 2 to 4 weeks before harvest. Apply in adequate water for complete tree coverage, the rate of water/Ha will vary depending on tree size.
POME FRUITS Such as Apples & Pears	1-3%/Ha	950 - 4800 L water/Ha	To reduce Stayman cracking, reduce Golden Delicious Leaf Blotch (Scorch), and to improve colour in some varieties. Make applications before cracking or sunburn conditions occur. For other uses, make application about 4 to 6 weeks before harvest.
ROOT CROPS Such as Potatoes & Beets	1-3%/Ha	950 L water/Ha	To improve yield of most varieties. Timing for application, on Potatoes, has varied somewhat; however, the most optimum timing is approximately full bloom to 2 weeks after full bloom, or just before the vines drop in the row. Applications made at any time during the bloom period may be helpful. Application on Beets should be made midway in the growing season, usually when 60% or more of the foliage is present. Do Not apply by air as coverage is not adequate enough to show positive results.
STONE FRUITS Such as Peaches, Nectarines & Apricots	1-3%/Ha	950 - 2000 L water/Ha	To improve colour, size and flavour, apply VAPOR GARD 2-3 weeks before harvest. Apply VAPOR GARD in adequate water for good coverage. The application may hasten maturity by approximately 1 to 3 days.
SUBTROPICAL and EXOTIC FRUITS Such as Avocados, Kiwifruit, Papaya & others	1-3%/Ha	950 - 5700 L water/Ha	To improve size and moisture conservation, and to reduce fruit drop. Due to varietal differences, test VAPOR GARD on a few plants before starting large scale usage
VEGETABLE CROPS Such as Tomatoes, Peppers, Melons & other Cucurbits, Beans & others	1-3%/Ha	950 - 2000 L water/Ha	To help increase fruit size, apply VAPOR GARD in a full coverage spray. This application should be made early in the fruiting season. Frequently, extra benefits can be obtained, such as improved colour on tomatoes and improved flavour in melons.

ALWAYS REFER TO LABEL DIRECTIONS ON THE PRODUCT CONTAINER

**Agspec Australia**  
 ABN 40 109 573 953  
 Lot 1 Wandilo Road,  
 PO Box 1006,  
 Mt Gambier,  
 SA 5290  
 Phone: 0427 490 551

**Agspec Singapore**  
 146A Mackenzie Road,  
 Singapore, 228724  
 Phone: (+65) 6 334 6173

